



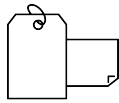
NAT1010 CREAM

The color may deviate from the original. | 1 cm |

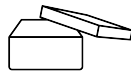
APPLICAZIONI




EDITORE & LEGATORE



ETICHETTE PENDENTI ED ETICHETTE ADESIVE




PREMIUM PACKAGING

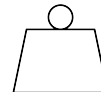


CARTOTECNICA

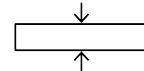
DETTAGLI



ROTOLO
100.0 m x 108.0 cm



PESO
180 g/m²



SPESSORE
0.39 mm



SPECIALS
1500 m

LABELS



WINTER & COMPANY AG

Nauenstrasse 65
CH-4002 Basel
+41 61 284 44 44
sales@winter-company.com
www.winter-company.com



WINTER & COMPANY

Creative Coverings
since 1892

