

WBN500 WHITE

Il colore può deviare dall'originale. | 1 cm

### WIBALIN® NATURAL

Carta di rivestimento resistente e durevole. Certificata FSC™

Certificazione ISO14001. Usata cellulosa selezionata ECF

Questo prodotto è disponibile in stock

Ispirate i vostri clienti con campioni di grandi dimensioni e consultate le schede tecniche per maggiori dettagli. Basta ordinare qui:  
[www.wibalin.info](http://www.wibalin.info)



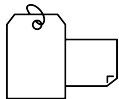
### APPLICAZIONI



EDITORE & LEGATORE



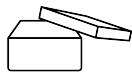
DISPLAY & VISUAL MERCHANDISING



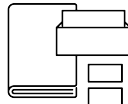
ETICHETTE PENDENTI ED ETICHETTE ADESIVE



LUXURY PACKAGING



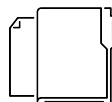
PREMIUM PACKAGING



INDUSTRIA GRAFICA




SHOPPING BAGS



CARTOTECNICA

### DETTAGLI



FORMATO FOGLI

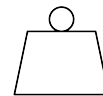
1020 mm x 760 mm (SG)

640 mm x 970 mm (LG)

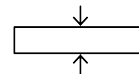


ROTOLO

1000.0 m x 102.0 cm



PESO  
120 g/m<sup>2</sup>



SPESORE  
0.18 mm



FORMATO PELLE



SPECIALI

3 t

WINTER & COMPANY AG  
CH-4002 Basel  
+41 61 284 44 44  
[sales@winter-company.com](mailto:sales@winter-company.com)  
[www.winter-company.com](http://www.winter-company.com)

  
**WINTER & COMPANY**  
Creative Coverings  
since 1892

